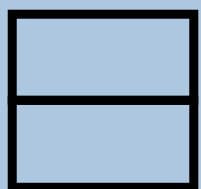


BACHELOR & MASTER IN FINE ARTS

**Information brochure
for exchange students**

**version
2023-2024**



**Royal Academy
of Fine Arts Antwerp**



**AP HOGESCHOOL
ANTWERPEN**

TABLE OF CONTENTS

BACHELOR & MASTER IN FINE ARTS AT THE ROYAL ACADEMY OF FINE ARTS ANTWERP	3
WHO CAN PARTICIPATE?	3
ENGLISH LANGUAGE LEVEL	3
HOW MANY ECTS CREDITS DO I GET?	4
WELCOME WEEK: DUTCH LANGUAGE COURSE AND ANTWERP CULTURE	4
TIMING AND LOCATION	5
EXCHANGE POSSIBILITIES	6
1. Costume Design	6
2. Graphic Design	8
3. Jewellery Design & Gold- and silversmithing	9
4. Photography	11
5. In Situ	12
6. Painting	13
7. Printmaking and Drawing	14
8. Sculpture	15
CROSS-OVERS	18
ACCOMMODATION IN ANTWERP	22
STUDENT SERVICES AT AP UNIVERSITY COLLEGE ANTWERP	22
REGISTRATION AND ONLINE INFORMATION	23
CONTACT	23
Departmental International coordinator	23
Academic information about the courses	23
Administration incoming students	23
AP International Office	24



BACHELOR & MASTER IN FINE ARTS AT THE ROYAL ACADEMY OF FINE ARTS ANTWERP

The Royal Academy of Fine Arts Antwerp is the place where students write their own artistic story.

You study and work in a lively environment, surrounded by other artists, designers and theorists. You follow in the footsteps of renowned artists and designers such as Panamarenko, Henry van de Velde, Ford Madox Brown, A.F. Vandevorst, Jan Fabre, Dries Van Noten, Nadine Wynants, Ann Demeulemeester, Vincent Van Gogh and countless others who studied here.

The majority of our teaching staff are also practicing and well-respected artists in their field. As one of the very first art schools in the world (we've been around since 1663!), the Antwerp Royal Academy established a rich tradition in higher arts and design education. What better place for an aspiring artist and designer to be than the great historic campus in the heart of Antwerp?

The Royal Academy of Fine Arts Antwerp warmly welcomes exchange students to its entire programme except for our Fashion programme, where exchange is not possible*. We offer a dynamic and internationally oriented environment that allows you to experience an artistic and interpersonal high.

As we welcome a great number of international students each year, both degree and exchange, our language of communication is **English**.

- * In Photography, students are accepted only in the first term of the third bachelor year.
- * In Jewellery Design and Gold- and Silversmithing, students are only accepted in the second bachelor year

WHO CAN PARTICIPATE?


Students who are selected by their home University or University College to participate in the "regular Erasmus+-programme" are free to apply for an exchange semester, so far as their study backgrounds comply with the required profile of the study field in which they apply.

An exchange student is a student from a partner institution, meaning there is an inter-institutional agreement between your university and the Royal Academy of Fine Arts.

ENGLISH LANGUAGE LEVEL

English is the language of communication. All literature and courses are offered in English. To communicate effectively, sufficient proficiency of the English language (B2) is strongly recommended.





HOW MANY ECTS CREDITS DO I GET?

The Royal Academy of Fine Arts Antwerp awards **30 credits** for one full semester. A minimum of 20 ECTS per semester is required. Credits are awarded only when the course has been completed and all required examinations have been successfully completed. Below, you can find our Grading Scale compared to the official ECTS scale:

ROYAL ACADEMY OF FINE ARTS ANTWERP	ECTS
18-19-20	A - EXCELLENT
15-16-17	B - VERY GOOD
13-14	C - GOOD
11-12	D - SATISFACTORY
10	E - SUFFICIENT
8-9	FX - FAIL (with possible deliberation)
0-1-2-3-4-5-6-7	F - FAIL (no deliberation possibility)



WELCOME WEEK: DUTCH LANGUAGE COURSE AND ANTWERP CULTURE

With the aim of preparing for their Erasmus mobility period, students coming to AP University of Applied Sciences and Arts for a study exchange or traineeship have the opportunity to learn something about the Dutch language and Antwerp culture.

During the 5 days prior the start of the semester, a **Dutch Basic Language course (15 hours)** will be organized **in combination with cultural visits in Antwerp**. This **'Welcome week'** is highly recommended for all international students, as it will facilitate their integration during the exchange period.

A contribution of maximum €40.00 will be asked for the cultural visits.

A specific **'Welcome Day'** is organized, partly by AP University of Applied Sciences and Arts and partly by the Academy, at the end of the week. During this day, which is mandatory for all incoming students, you will receive practical information, meet your programme coordinators and get a tour of the Academy.

Please register in time, the deadline for submission for the 1st semester is 10th June and for 2nd semester 10th December.

More information about the registration and content of the welcome week can be found on the website: <https://www.ap.be/en/international/welcome-week>

TIMING AND LOCATION

WHAT	WHEN
FIRST SEMESTER	
Welcome Week	Monday 11th September 2023 - Friday 15th September 2023
Welcome day	Friday 15th September 2023
Start of programme	Monday 18th September 2023
Official end date	Friday 2nd February 2024

WHAT	WHEN
SECOND SEMESTER	
Welcome Week	Monday 29th January 2024 - Friday 2nd February 2024
Welcome day	Friday 2nd February 2024
Start of programme	Monday 5th February 2024
Official end date	Friday 29th June 2024

Holidays

- **Autumn Break**
30th October → 5th November 2023 (1 week)
- **Christmas Holiday**
25th December 2023 (Christmas) → 7th January 2024 (2 weeks)
- **Other free days**
(Saturday) 11th November 2023
- **Spring Break**
Monday 12th February → Sunday 18th February 2024 (1 week)
- **Easter Holiday**
Monday 1st April (Easter Monday) → Sunday 14th April 2024 (2 weeks)
- **Other official holidays**
Wednesday 1st May 2024
Thursday 9th May 2024
Monday 20th May 2024

Location

Main building: Campus Mutsaard
Mutsaardstraat 31
2000 Antwerp

Graphic Design: Campus Keizerstraat
Keizerstraat 14
2000 Antwerp

In Situ: Campus Dambruggestraat
Dambruggestraat 342
2000 Antwerp



EXCHANGE POSSIBILITIES

Below you can find the course catalogue per program, followed by a separate catalogue for cross-overs to give you a full overview of the possibilities. More information on the elective courses can be found on our website: www.royalacademyantwerp.be

1. Costume Design

You can compose a program of 30 ECTS per semester, with a mix of courses. The choices are listed below.

COSTUME DESIGN: The student aims to develop a personal style as costume designer/artist for performing arts such as theatre, performance, dance, opera, and film. Diverse design techniques will be used to design and to realize the costumes. The student learns to communicate both verbal and visual to integrate content and social themes in the designs.

→ ECTS: 6

3D COSTUME SCULPTING: The student does research (with guidance) into a wide range of basic techniques and materials. A basic patronage will be taught, as well as the making of a simple toile and ways to adapt it. You learn to deal with volume, proportions, and the development of 3-dimensional insight in order to be able to transfer a 2-dimensional design. Part of the program is research in form into costume history of the 20th century.

→ ECTS: 6

CONCEPT DRAMATURGY: The course offers an introduction and deepening of dramaturgy. During the introduction, the definition, history and different forms of dramaturgy will be presented. Students are offered different tools and techniques allowing dramaturgical work. Next to that, students make dramaturgical analyses linked to design exercises. They are stimulated to do different ways of research and to transfer that into practical results.

→ ECTS: 3 (second semester)

SET DESIGN / SCENOGRAPHY: Initiation into set design: what is set design and how is it related to costume design? Introduction into the functioning of theatre technique in general and the possibilities of contemporary theatre techniques, the limitations of small-scale theatres and travelling productions. Students learn techniques to produce scale models and to relate small to large dimensions, and are introduced to technical data of a modern well-equipped theatre.

→ ECTS: 3

LIVE MODEL DRAWING COSTUME DESIGN: This course tries to develop a personal approach of the subject without neglecting the traditional aspects such as proportions, composition, writing, texture, etcetera.

→ ECTS: 6

Choose three courses for 9 ECTS (first semester) - Choose two courses for 6 ECTS (second semester) from the list on the next page:

COSTUME DRAWING: During the first semester the focus is on one style period of costume history that is researched on forms, customs, social classes, accessories, tissues, etc., which will result in the making of a book with visual documentation, technical information, drawing notes, costume drawings and detailed sketches in a complete free style. During the second semester students watch movies and television drama series in which historical costumes play an important part. Students do documentary research into the epoch the film is inspired by and they transfer this research into drawings that show their interpretations.
→ ECTS: 3

AUTONOMOUS WORK: This course is an exercise in developing your personal artistic work. Starting from a discussion and reflection of your artistic quest and translating this in a readable outcome for the viewer. The only restriction in this exercise is that there is a performative aspect to it. In the end of the program, we work one week in a theatre, where we explore the possibilities of presenting your work on stage and the interaction between the player and the public.
→ ECTS: 3 (first semester)

ANALYSIS TECHNIQUES: The course 'Analysis techniques 1' offers an introduction into different techniques to analyse performing arts. Special attention is drawn to how theatrical means are used in performance. The different theatrical means (space, set, music, light, mime, gestures, text, etcetera) are being researched as sign systems. Next, different alternative analysis forms are being offered: semiotics, phenomenology, intermediality, gender and Queer theory, postcolonial theory, and ecology, etc.
→ ECTS: 3

HISTORY OF PERFORMATIVE ARTS: This course describes the evolution of the phenomenon 'performance'. An overview of the European theatre history is sketched, but also the African, Asian and American theatre history are dealt with. Next to theatre, the history of other disciplines within the performing arts are dealt with and situated in their (wider) social context. There is critical reflection on the (Western) history writing and canonising, and an active reflection from different points of view on concepts as imperialism, colonisation, migration, appropriation, authorship, modernity and industrialisation.
→ ECTS: 3

PRODUCTION ANALYSIS: For this course, students attend five performances (theatre, dance, music theatre...) in group. In a paper, they then do an in-depth analysis of all visual aspects (costumes, space, set, light ...) that play a part in the production and formulate their opinion. If possible, a critical after-talk and group discussion is organised after the performance. The paper is subject to an oral exam where additional questions are raised and feedback is given.
→ ECTS: 3

STUDY OF IMAGES: Image communication in group in response to different exercises related to independent research and individual interpretation of artistic work by artists / performing artists.
→ ECTS: 3

VISUAL COMMUNICATION: During the course, you will be guided in creating a personal artistic portfolio and a poster for performances and exhibitions. This is done through various workshops and through personal and group feedback sessions.
→ ECTS: 3

2. Graphic Design

Choose one course for 9 ECTS.

The other 2 courses will be added to your program for 6 ECTS.

EDITORIAL DESIGN: The pivotal research question in this studio is when and how it is sensible for form to follow function, and when and how it may be useful to deviate from that. In this studio, the requests and wishes of commissioner and audience are investigated and analysed, and converted into conceptual designs where image and text are collected, created, applied and composed so that the content of a commissioner reaches its public through appropriate media. In doing so, students learn to develop their own editorial design language.

IMAGE DESIGN: The Image Design studio teaches visual expertise in the design of images and image series. Students learn to develop and manipulate their own visual imagery based on various imaging techniques. In addition to pictorial elements, this studio also researches image communication: informative, documentary, literary, editorial, artistic and conceptual. Students learn to create authentic images based on experiment, image research, and introductions in necessary techniques, and develop their own language of imagery.

INTERACTIVE DESIGN: Graphic designers do not work alone. From commissioners, authors, editors, co-designers and producers—through media—to end users, readers and spectators... All these actors are involved in the realisation and reception of graphic design and affect the nature of this design. The pivotal research question in this studio is how interactive graphic design can be. In this studio image and text are collected, created, applied and composed so that the various interactions in graphic design are investigated and converted into conceptual designs of appropriate media. In doing so, students learn to develop their own interactive design language.

TYPOGRAPHY: The Typography studio teaches visual expertise in the design of text in various forms. In written language, we distinguish between tonality, intonation, tempo, length,... in addition to vocabulary, syntax, argument, discourse,... In a similar way we distinguish between text at macro and micro level in typography: character, syllable, word, title, slogan, punctuation, sentence, paragraph, body text, register, note,... In this studio, insights into current and historic typography are shared, examined and investigated deeply and students learn to name and use various typographic characters and their parts, to design character shapes, and study, analyse, categorise, combine and manipulate typefaces and fonts.

→ ECTS: 6





Choose one course for 3 ECTS.

GRAPHIC PRODUCTION: The traditional and digital graphic production process, the printing techniques and the related graphic production flow and what cross-media publishing means in this respect. The latest trends and technology as applied in digital, large format and document printing. Evolution and innovation in finishing and enhancement of digital printing. Trends and tendencies in digital printing. Paper properties in relation to design and reproduction.
→ ECTS: 3

HISTORY OF GRAPHIC DESIGN
→ ECTS: 3

LIFE DRAWING: The knowledge and insight acquired in the first bachelor's course is further explored. Through analysis, the structural unity of the human figure is further investigated. Various methods and techniques are discussed, taking into account the specificity of the graduation project.
→ ECTS: 3

3. Jewellery Design & Gold- and Silversmithing

Because of our program we only accept students in the second BA course. You can choose to join in the first or second semester or commit to a whole academy year. The Erasmus program contains 30 ECTS credits for one semester and 60 for a whole year.

CONCEPT AND DESIGN: This course is divided into a various number of different assignments and projects per semester. The assignments aim to cover the broad themes and questions present in the contemporary jewellery field, while developing an own artistic vision with a concept and process-oriented approach. Research of the specific properties, possibilities and restrictions of various materials such as metal, textile, wood, plastics... and applying these parameters into a contemporary design (jewel/object).
→ ECTS: 9 (first and second semester)

TECHNICAL SKILLS JEWELLERY DESIGN: A set of technical assignments that implement specific jewellery design, gold- and silversmithing techniques. It provides information and development of the technical and practical skills in the properties and processing capabilities of various materials, into the production process.
→ ECTS: 6 (first and second semester)

GEMOLOGY: An introduction to the entire world of gemstones: from exercising gemstone identification to navigating through the gemstone market.
→ ECTS: 3 (first semester)

EXPERTISE IN JEWELLERY DESIGN: This course covers a theoretical basis and information about jewellery and goldsmithing techniques. Involving all the processes coming forth from different techniques, materials, tools and so on. This forms the platform from which students can tackle the technical assignments within the course 'Jewellery design: technical skills' and the choices within the own practice.
→ ECTS: 3 (first and second semester)

MODEL DRAWING: Life drawing from a model on large format paper. Exploring different techniques and styles.
→ ECTS: 3 (second semester)

STUDY OF THE PICTORAL ELEMENTS JEWELLERY DESIGN: Study and exploration through observational drawing. Focussing on construction, perspectives, proportions, compositions, materials, contrast, negative space, and use of colour.
→ ECTS: 3 (first semester)

CAD: Rhinoceros is a 3D modelling tool, which is commonly used for jewellery design. In this course, you will learn how to develop your designs into 3D models. These can be drawn to be able to print them in various resins or wax or to use them in order to communicate to your mentors, your clients, or everyone in production.
→ ECTS: 3 (first and second semester)

HISTORY OF JEWELLERY: In this course contemporary jewellery is placed in historical and thematic contexts. Different examples from around the world will be discussed using different themes and contexts.
→ ECTS: 3 (second semester)

Choose one course for 3 ECTS.

LIFE DRAWING JEWELLERY DESIGN: Analytic observation and seeing is connected to the research of interpretation. Diverse methods and techniques are used due to the specificity of photography. Homework is permanently and individually managed.
ECTS: 3 (optional in first semester, obligatory in second semester)

ELECTIVE COURSE: Jewellery bachelor 3 – "Opleidingsonderdelen naar keuze"



4. Photography

Because of our program we only accept students in the first semester of the BA3 course.

STUDIO PHOTOGRAPHY 1, 2 AND 3:

- Various aspects of photographic practice are addressed through various assignments.
- In the first year, the emphasis is on 'discovering' (different camera formats, lenses, digital vs. analog, studio vs. shooting outdoors, ...)
- In the second year, the emphasis is on 'deepening', the student makes personal choices as the start of a personal visual language
- In the third year, the main focus is on 'authenticity'. The student chooses a theme that is developed under supervision into an exhibitable whole (exhibition, book, ...)

→ ECTS: 21

DIGITAL IMAGING PHOTOGRAPHY 1 AND 2: In this practical basic course, the most important digital image processing options are discussed. We mainly work with Photoshop (Adobe).

→ ECTS digital imaging 1: 3

→ ECTS digital imaging 2: 3

TECHNIQUE OF PHOTOGRAPHY 1 AND 2: In this practice-oriented basic course, the photographic technique is scrutinized. Different camera types and their lenses are discussed (system camera, full-frame reflex, technical camera, etc.) as well as their specific areas of application. Different lighting situations are analyzed via practical setups or practical examples.

→ ECTS technique 1: 3

→ ECTS technique 2: 3

HISTORY AND ACTUALITY PHOTOGRAPHY 1 AND 2: The history of photography is thematically unraveled and placed within a social, (art) historical and technical context. There is close cooperation with FOMU (museum for photography, Antwerp).

→ ECTS history 1 (part 1): 3

→ ECTS history 1 (part 2): 3

→ ECTS history and actuality 2: 3

→ ECTS history and actuality 3: 3

HISTORICAL RESEARCH PHOTOGRAPHY 1 AND 2: Students are guided in historical research into photographic styles, movements and people. There is close cooperation with FOMU (museum for photography, Antwerp).

→ ECTS historical research 2: 3

→ ECTS historical research 3: 3

Choose one course for 3 ECTS.

LIFE DRAWING PHOTOGRAPHY: Analytic observation and seeing is connected to the research of interpretation. Diverse methods and techniques are used due to the specificity of photography. Homework is permanently and individually managed.

ELECTIVE COURSE: Photography bachelor 3 – "Opleidingsonderdelen naar keuze"

5. Fine Arts: In Situ

STUDIO IN SITU: Each task is an exercise in the literal sense of the word. In an assignment the student develops his/her own research in the content of the subject and its specific location (individually or in group). From this research his/her personal vision is developed regard the substantive and spatial context. The vision is shaped into a work of art. This practice is also shaping a study of material and technique. The competency of this procedure is making progress in the quality of the artwork as a finished product, executed within its given time limit.

→ ECTS: 18

SPATIAL AND CONTEXTUAL RESEARCH:

- The student collaborates with professionals, preferably towards a concrete, personal result that can be shown afterwards and makes a report in which the experience is being clarified in words and images for outsiders.
- The student contacts an artist and acquires the realisation process of at least one public assignment or exhibited work, hereby using the preparatory drawings, plans, foto edits, models and files. The student compares different works from the same artist and forms a personal opinion. The new insights are processed in a visual report for outsiders.
- We will be analysing and researching an assignment: looking for the connection between shape, composition, colour, time, movement, light, sound on the one hand and space and mankind on the other. Make a step by step plan for this.

→ ECTS: 3

SPECIFIC ART HISTORY, IMAGE AND SPACE: We learn how to read aloud, regardless of our talent for it, learn to discuss openly and patiently with fellow students. We also learn how to read interviews with artists and artist writings in a critical way, focusing on possible, underlying misunderstandings, the specific terminology of artists and critics. We get acquainted with the central themes of sculpture and learn how these central themes get a personal or specific form in the oeuvre of outstanding sculptors. Finally, we learn the difficulty of speaking or writing about these central themes and their specific avatars.

→ ECTS: 3

Choose two courses for 6 ECTS.

LIFE DRAWING: Using synthesis new combinations are acquired with regard to the broad theme of the 'human figure'. Diverse methods and techniques are applied and will serve to do specialized research into the structural unit of the human figure, taking into consideration the personal signature of the final project.

1 ELECTIVE COURSE: In Situ bachelor 3 – “Opleidingsonderdelen naar keuze”

1 CROSS OVER FROM ANOTHER DEPARTMENT

6. Fine Arts: Painting

STUDIO PAINTING: The student individually determines the artistic path he wishes to follow. The guidance and advice of the teachers is mainly focused on discussing the underlying thought processes and offering suitable plastic and responsible solutions. By composing a personal folder with drawings, sketches and other visual material, the student puts his drive and motivation within his artistic research.

Studio space cannot be provided for cross-over students.

→ ECTS: 24

Choose one of these courses, depending on your experience.

TECHNOLOGY PAINTING 1: The student learns about the following basic technical aspects and hardware of the painting:

- The layers in which paintings are built up as exemplified by relevant historical and modern paintings.
- The origin, composition and properties of the various materials used in a painting.
- Practical information: techniques and recipes for use in own studio practice.
- Copy: The student chooses an artwork to copy. Consults with the teacher for a plan of action in which to build up the painting and to decide on the materials to use. Executes the copy to the best of the student's ability.

TECHNOLOGY PAINTING 2: In this course we shall study the 'making of' of a wide number of paintings. We want to know what's inside a painter's toolkit, physically as well as mentally. Where possible we will follow the creation of a painting from the first flash of inspiration to the final finishing touches, investigating a wide range of techniques along the way. We will predominantly focus on the correlation between imagery and the techniques that bring these images into being. Along the way we will learn that technique is the deliberate attempt of an artist to enhance a picture's impact by the careful selection of materials and compositional schemata.

In short: we will do what artists always have done: ransack the past in order to give birth to the new.

→ ECTS: 3

Choose one course for 3 ECTS.

ART & ECOLOGY: MAKING CHANGE: The lectures and workshops start from the practice of visual arts and ask the question how artists can bring about change. We pay attention to relevant trends in the field of nature and the environment and examine the work of pioneering eco-artists through close readings, among other things. Phenomena that will be discussed include permaculture, the global transition movement and the phenomenon of 'ecovillages'. Equally, recent developments within the field of garden and landscape architecture will be presented. In the form of case studies in and around the Academy, the student then sets out to investigate and find ways of effecting change on a small scale in the everyday environment. By formulating achievable action points, we hope to be able to actually implement proposals. A writing exercise and a paper are part of Making Change.

LIFE DRAWING PAINTING: Using synthesis new combinations are acquired with regard to the broad theme of the 'human figure'. Diverse methods and techniques are applied and will serve to do specialized research into the structural unit of the human figure, taking into consideration the personal signature of the final project.

7. Fine Arts: Printmaking and Drawing

Students who are interested in taking up a cross-over course from the Printmaking department, have to contact the coordinator first. Together, you can discuss the best options to complete your program.

Choose two studios for 12 ECTS.

BLOCK PRINTING: During the first semester the student is individually guided in his search for a personal trajectory inside of the chosen media. The student is stimulated to come to a union within the language of his imagery. At the end of the term he develops a clear idea about the art project, which he will produce during the second semester. During the first evaluation, this project will be put to the board as a proposal, together with an amount of prints, already produced.

INTAGLIO: During the first period the student is assisted in his research to develop his personal project within the limits of the chosen skill. The student has to come to a unity within his image creation. At the end of the first semester, the student has formed a clear view on his project which he will create during the second semester. This preview will be presented at the mid-term evaluation.

LITHOGRAPHY: During the first semester the student is individually guided in his search for a personal trajectory inside of the chosen media. The student is stimulated to come to a union within the language of his imagery. At the end of the term he develops a clear idea about the art project, which he will produce during the second semester. During the first evaluation, this project will be put to the board as a proposal, together with an amount of prints, already produced.

SILKSCREEN: Silkscreen can be chosen as additional course, cross over-course or main course. You will learn or perfect your ability to use silkscreen medium in relation to your personal artistic practise. This Printmaking medium is popular because it's easy to apprehend and has a fast workflow.

ARTISTIC BACHELOR PRACTICE: In consult with the teachers involved, the student completes the existing practical workshop choice. The student can make the following choices:

1. One of the two chosen media (relief print, intaglio, Lithography or Screen print) is further elaborated and deepened. The student is offered an extension package that should enable a personalized artistic expression within printmaking.
2. The student can opt to select a third option from the choices whereby further research in this third medium is being made, without this interfering with the two previously chosen media. This third choice must prevent the student from feeling too restricted in the possibilities of expression in the printmaking media. The content is deepening and specializing, but not to the extent of the main choices.

→ ECTS: 6

STAGED FIGURE DRAWING: Model drawing is seen here in its broadest context. A lot of attention is placed upon the artistic as well as the personal aspect of drawing a life figure in its environment. Investigation and experiment are important elements.

→ ECTS: 3

Choose one course for 3 ECTS.

COPPER ENGRAVING: How to engrave in copper plate (line and texture). An introduction in a craft which is a specialization in intaglio.

ART EDITION: This course serves as support for the assignments, given in the main studio. The package consists out of a few technical lessons about bookbinding and the production of an art edition, fit for use as a container of prints. Also assistance will be provided for designing en realizing this creative product.

DIGITAL IMAGE PROCESSING: This initial animation course is designed specifically for Printmaking students. Through a series of technical lessons based on composition programs such as After Effects, students can add movement and the element of time to their artistic project. At the end of the course, students are expected to present a 1-minute animation based on their personal artistic research.

SPECIFIC HISTORY OF ART PRINTMAKING 1: This course gives an overview of the history of art from the perspective of printmaking and drawing. The course is divided into two parts: the period from 1450 to the late 19th century, with the underlying themes of Eros, Thanatos, and Hypnos, and from the 19th century until WWII. (These sections are taught alternately.) Besides recognising both the stylistic characteristics and the specific technical aspects within printmaking and drawing history, focus is put as well on the social context. The student is expected to be able to position himself historically as well as contemporary within this field.
→ ECTS: 3 (first semester)

Choose two courses for 6 ECTS.

LIFE DRAWING: Using synthesis new combinations are acquired with regard to the broad theme of the 'human figure'. Diverse methods and techniques are applied and will serve to do specialized research into the structural unit of the human figure, taking into consideration the personal signature of the final project.

1 ELECTIVE COURSE: Printmaking bachelor 3 – "Opleidingsonderdelen naar keuze"

1 CROSS OVER FROM ANOTHER DEPARTMENT

8. Fine Arts: Sculpture

MODELLING FIGURE: The student will progressively create several small figure studies in clay. Through a constructive construction and anatomical research, the student arrives at the result. Step by step, the student makes several small figure studies in clay. By means of a constructive structure and anatomical research, the student will arrive at a result. Through design sketches on paper and in clay, the student learns to come to his/her own interpretation of the model. The focus in the final realization of a full-size clay sculpture is on the personal interpretation. The student learns to make personal choices of form, dynamics, plasticity, balance, rhythm and skin. The student has the opportunity to relate the model study to work from autonomous practice.
→ ECTS: 9

AUTONOMOUS PRACTICE: The student independently searches for their own artistic attitude and visual language with attention to material choice, material use, scale and the status of the materialized work. The student is asked to place the work in various contexts: the context of a group exhibition with fellow students, the context of a studio visit in which the student receives fellow students in the studio, and the context of multiple evaluations. During multiple evaluations and in the context of classroom studio visits, the student is asked to express him/herself in his/her own words. As well as to critically approach and position the work of others.

→ ECTS: 9

DOCUMENTATION AND RESEARCH: The student compiles a personal portfolio about all parts of his/her artistic and research process (both substantive and materialistic), the student processes the source material and references in a unique way. For this the student uses Photoshop and Indesign.

- The student presents his/her research track to the other students.
- The student enters into a discussion with his fellow students about the content of the artistic trajectory.
- The student uses and analyses their own source material to deepen their own artistic concept.
- Source material is discussed and analysed.

→ ECTS: 3

SPECIFIC ART HISTORY IMAGE AND SPACE: We learn how to read aloud, regardless of our talent for it, and how to discuss openly and patiently with fellow students. We also learn how to read interviews with artists and artist writings in a critical way, focusing on possible, underlying misunderstandings, the specific terminology of artists and critics. We get acquainted with the central themes of sculpture and learn how these central themes get a personal or specific form in the oeuvre of outstanding sculptors. Finally, we learn the difficulty of speaking or writing about these central themes and their specific avatars.




→ ECTS: 3

Choose two courses for 6 ECTS.

LIFE DRAWING: Knowledge and insight obtained in the second Bachelor are further deepened. Using synthesis new combinations are acquired with regard to the broad theme of the 'human figure'. Diverse methods and techniques are applied and will serve to do specialized research into the structural unit of the human figure, taking into consideration the personal signature of the final project.

1 ELECTIVE COURSE: Sculpture bachelor 3 – "Opleidingsonderdelen naar keuze"

CROSS OVER FROM ANOTHER DEPARTMENT



SCULPTURAL CERAMICS: The student learns to prepare the clay mass and learns a number of construction and combine techniques. They work with plates, the throwing wheel and learns the basic principles of glazing and the steps of the drying process. All these techniques are taught by means of various small exercises.

→ ECTS: 3

SCULPTURAL METAL: In this course, the student learns some simple technical welding exercises. The focus is on electric (manual metal arc) welding: Starting and stopping from the arc.

- Welding Cords
- Dilation of a plate
- Waving on a plate
- Welding in the gutter, under the hand
- Ascending and descending welding
- Plasma Cutting

The student also learns to convert iron and steel into its own interesting artistic process.

→ ECTS: 3

SCULPTURAL STONE: the student is taught metal/stone simple technical exercises.

→ ECTS: 3

**All courses and course descriptions are subject to changes at any time.*

OFFERED BY COSTUME DESIGN

COSTUME DRAWING: During the first semester the focus is on one style period of costume history that is researched on forms, customs, social classes, accessories, tissues, etc., which will result in the making of a book with visual documentation, technical information, drawing notes, costume drawings and detailed sketches in a complete free style. During the second semester students watch movies and television drama series in which historical costumes play an important part. Students do documentary research into the epoch the film is inspired by and they transfer this research into drawings that show their interpretations.

→ ECTS: 3 → ... spots available per semester

AUTONOMOUS WORK: This course is an exercise in developing your personal artistic work. Starting from a discussion and reflection of your artistic quest and translating this in a readable outcome for the viewer. The only restriction in this exercise is that there is a performative aspect to it. In the end of the program, we work one week in a theatre, where we explore the possibilities of presenting your work on stage and the interaction between the player and the public.

→ ECTS: 3 → ... spots available per semester

HISTORY OF PERFORMATIVE ARTS: This course describes the evolution of the phenomenon 'performance'. An overview of the European theatre history is sketched, but also the African, Asian and American theatre history are dealt with. Next to theatre, the history of other disciplines within the performing arts are dealt with and situated in their (wider) social context. There is critical reflection on the (Western) history writing and canonising, and an active reflection from different points of view on concepts as imperialism, colonisation, migration, appropriation, authorship, modernity and industrialisation.

→ ECTS: 3 → ... spots available per semester

PRODUCTION ANALYSIS: For this course, students attend five performances (theatre, dance, music theatre...) in group. In a paper, they then do an in-depth analysis of all visual aspects (costumes, space, set, light ...) that play a part in the production and formulate their opinion. If possible, a critical after-talk and group discussion is organised after the performance. The paper is subject to an oral exam where additional questions are raised and feedback is given.

→ ECTS: 3 → ... spots available per semester

STUDY OF IMAGES: Image communication in group in response to different exercises related to independent research and individual interpretation of artistic work by artists / performing artists.

→ ECTS: 3 → ... spots available per semester

OFFERED BY JEWELLERY DESIGN & GOLD- AND SILVERSMITHING

GEMOLOGY: An introduction to the entire world of gemstones: from exercising gemstone identification to navigating through the gemstone market.

→ ECTS: 3 (first semester) → ... spots available per semester

CAD: Rhinoceros is a 3D modelling tool, which is commonly used for jewellery design. In this course, you will learn how to develop your designs into 3D models. These can be drawn to be able to print them in various resins or wax or to use them in order to communicate to your mentors, your clients, or everyone in production.

→ ECTS: 3 (first and second semester) → ... spots available per semester

HISTORY OF JEWELLERY: In this course contemporary jewellery is placed in historical and thematic contexts. Different examples from around the world will be discussed using different themes and contexts.

→ ECTS: 3 (second semester) → ... spots available per semester

OFFERED BY PHOTOGRAPHY

DIGITAL IMAGING PHOTOGRAPHY 1 AND 2: In this practical basic course, the most important digital image processing options are discussed. We mainly work with Photoshop (Adobe).

→ ECTS digital imaging 1: 3 → ... spots available per semester

→ ECTS digital imaging 2: 3 → ... spots available per semester

TECHNIQUE OF PHOTOGRAPHY 1 AND 2: In this practice-oriented basic course, the photographic technique is scrutinized. Different camera types and their lenses are discussed (system camera, full-frame reflex, technical camera, etc.) as well as their specific areas of application. Different lighting situations are analyzed via practical setups or practical examples.

→ ECTS technique 1: 3 → ... spots available per semester

→ ECTS technique 2: 3 → ... spots available per semester

HISTORY AND ACTUALITY PHOTOGRAPHY 1 AND 2: The history of photography is thematically unraveled and placed within a social, (art) historical and technical context. There is close cooperation with FOMU (museum for photography, Antwerp).

→ ECTS history 1 (part 1): 3 → ... spots available per semester

→ ECTS history 1 (part 2): 3 → ... spots available per semester

→ ECTS history and actuality 2: 3 → ... spots available per semester

→ ECTS history and actuality 3: 3 → ... spots available per semester

HISTORICAL RESEARCH PHOTOGRAPHY 1 AND 2: Students are guided in historical research into photographic styles, movements and people. There is close cooperation with FOMU (museum for photography, Antwerp).

→ ECTS historical research 2: 3 → ... spots available per semester

→ ECTS historical research 3: 3 → ... spots available per semester

OFFERED BY VISUAL ARTS: PAINTING

CRAFT TECHNOLOGY PAINTING 1: The student learns about the following basic technical aspects and hardware of the painting:

- The layers in which paintings are built up as exemplified by relevant historical and modern paintings.
- The origin, composition and properties of the various materials used in a painting.
- Practical information: techniques and recipes for use in own studio practice.
- Copy: The student chooses an artwork to copy. Consults with the teacher for a plan of action in which to build up the painting and to decide on the materials to use. Executes the copy to the best of the student's ability.

→ ECTS: 3 → ... spots available per semester

CRAFT TECHNOLOGY PAINTING 2: In this course we shall study the 'making of' of a wide number of paintings. We want to know what's inside a painter's toolkit, physically as well as mentally. Where possible we will follow the creation of a painting from the first flash of inspiration to the final finishing touches, investigating a wide range of techniques along the way. We will predominantly focus on the correlation between imagery and the techniques that bring these images into being. Along the way we will learn that technique is the deliberate attempt of an artist to enhance a picture's impact by the careful selection of materials and compositional schemata.

In short: we will do what artists always have done: ransack the past in order to give birth to the new.

→ ECTS: 3 → ... spots available per semester

ART & ECOLOGY: MAKING CHANGE: The lectures and workshops start from the practice of visual arts and ask the question how artists can bring about change. We pay attention to relevant trends in the field of nature and the environment and examine the work of pioneering eco-artists through close readings, among other things. Phenomena that will be discussed include permaculture, the global transition movement and the phenomenon of 'ecovillages'. Equally, recent developments within the field of garden and landscape architecture will be presented. In the form of case studies in and around the Academy, the student then sets out to investigate and find ways of effecting change on a small scale in the everyday environment. By formulating achievable action points, we hope to be able to actually implement proposals. A writing exercise and a paper are part of Making Change.

→ ECTS: 3 → ... spots available per semester

LIFE DRAWING PAINTING: Using synthesis new combinations are acquired with regard to the broad theme of the 'human figure'. Diverse methods and techniques are applied and will serve to do specialized research into the structural unit of the human figure, taking into consideration the personal signature of the final project.

→ ECTS: 3 → ... spots available per semester

OFFERED BY VISUAL ARTS: PRINTMAKING AND DRAWING

BLOCK PRINTING: During the first semester the student is individually guided in his search for a personal trajectory inside of the chosen media. The student is stimulated to come to a union within the language of his imagery. At the end of the term he develops a clear idea about the art project, which he will produce during the second semester. During the first evaluation, this project will be put to the board as a proposal, together with an amount of prints, already produced.

→ ECTS: 3 → ... spots available per semester

INTAGLIO: During the first period the student is assisted in his research to develop his personal project within the limits of the chosen skill. The student has to come to a unity within his image creation. At the end of the first semester, the student has formed a clear view on his project which he will create during the second semester. This preview will be presented at the mid-term evaluation.

→ ECTS: 3 → ... spots available per semester

SILKSCREEN: Silkscreen can be chosen as additional course, cross over-course or main course. You will learn or perfect your ability to use silkscreen medium in relation to your personal artistic practise. This Printmaking medium is popular because it's easy to apprehend and has a fast workflow.

→ ECTS: 3 → ... spots available per semester

OFFERED BY VISUAL ARTS: SCULPTURE

SCULPTURAL CERAMICS: The student learns to prepare the clay mass and learns a number of construction and columbine techniques. They work with plates, the throwing wheel and learns the basic principles of glazing and the steps of the drying process. All these techniques are taught by means of various small exercises.

→ ECTS: 3 → ... spots available per semester

SCULPTURAL METAL: In this course, the student learns some simple technical welding exercises. The focus is on electric (manual metal arc) welding:

Starting and stopping from the arc.

- Welding Cords
- Dilation of a plate
- Waving on a plate
- Welding in the gutter, under the hand
- Ascending and descending welding
- Plasma Cutting

The student also learns to convert iron and steel into its own interesting artistic process.

→ ECTS: 3 → ... spots available per semester

SCULPTURAL STONE: the student is taught metal/stone simple technical exercises.

→ ECTS: 3 → ... spots available per semester



ACCOMMODATION IN ANTWERP

AP University of Applied Sciences and Arts does not offer its own accommodations for exchange students. We advise you to look for student accommodation on [Kotweb](#).

Kotweb is a collaboration between the city of Antwerp, the Higher Education Institutions in Antwerp and GATE15, Antwerp's student portal. It offers the largest database of student accommodation in Antwerp.

Once your enrolment has been completed, we will send you additional information on finding rooms on the private market.

Some students prefer to arrive in advance or during the summer months to find a room of their own choice. In such cases, accommodation can be booked in a student/youth hostel for the first few days. Antwerp has several youth hostels, most of them are situated in the city center.

More information and addresses can be found on <http://antwerp.use-it.travel/>. There are also a number of Facebook groups with the topic of co-housing and dormitories in Antwerp, so don't hesitate to have a look there as well! [This page](#) in particular is a great help!

STUDENT SERVICES AT AP UNIVERSITY COLLEGE ANTWERP

Stuvo AP offers you a wide range of possibilities to relax and enjoy your stay at AP University of Applied Sciences and Arts. You can enjoy many sports or cultural activities at reduced cost. More information will be given on the Welcome Day. Stuvo AP also offers counseling or support if needed.

For more information please visit their website www.ap.be/stuvo or pass by after your arrival in Antwerp. You can find them at Campus Lange Nieuwstraat, Lange Nieuwstraat 101, 2000 Antwerp.

REGISTRATION AND ONLINE INFORMATION

The registration deadline for the Royal Academy of Fine Arts is:

- First semester academic year 2023-2024: 30 April 2023
- Second semester academic year 2023-2024: 31 October 2023

HOW TO REGISTER?

1. Email of partner institution

The partner institution sends an informal email to the Royal Academy of Fine Arts Antwerp (dieter.dewilde@ap.be), stating that you have been officially selected as an exchange student.

2. Student application + CV + cover letter + photo

Complete the following FORM.
Deliver the following documents to dieter.dewilde@ap.be:

- Your CV + cover letter
- A digital photo (JPEG-file)
- Overview of your previous results (first semester)
- Portfolio: your digital portfolio is a collection of your artistic work (photos, scans of your sketch book, documents, drawings...). Use www.wetransfer.com to send your portfolio to Dieter De Wilde.
- A letter from your home institution, stating that you have been officially selected as an exchange student.

3. Admission

You receive a message via email about your possible admission:

- By mid-June at the latest – for the first semester
- By mid-December at the latest – for the second semester



CONTACT

DEPARTMENTAL INTERNATIONAL OFFICE

Eric Ubben

Head of internationalization
Royal Academy of Fine Arts
eric.ubben@ap.be

Evie Gryson

Internationalization coordinator
Royal Academy of Fine Arts
evie.gryson@ap.be
+32 3 220 71 07

Dieter De Wilde

Administration incoming students
dieter.dewilde@ap.be
+32 3 213 71 00

ACADEMIC INFORMATION ABOUT THE COURSES

• Costume Design

Chris Snik, Marnik Baert & Michiel Van Cauwelaert
christina.snik@ap.be
marnik.baert@ap.be
michiel.vancauwelaert@ap.be

• Jewellery Design and Gold- and Silversmithing

Machteld Lambeets
machteld.lambeets@ap.be

• In Situ

Leon Vranken
leon.vranken@ap.be

• Printmaking and Drawing

Peter Bosteels
peter.bosteels@ap.be

• Graphic Design

Janna Beck & Andrea di Serego Alighieri
janna.beck@ap.be
andrea.diseregoalighieri@ap.be

• Photography

Bert Danckaert
bert.danckaert@ap.be

• Painting

Quinten Ingelaere & Tina Gillen
quinten.ingelaere@ap.be
tina.gillen@ap.be

• Sculpture

Nicolas Baeyens
nicolas.baeyens@ap.be

**AP UNIVERSITY OF APPLIED SCIENCES
AND ARTS - INTERNATIONAL OFFICE**

Annelies Verstraeten
annelies.verstraeten@ap.be
+ 32 3 220 57 35
Lange Nieuwstraat 101
B-2000 Antwerp

You can find more information on the AP
website: www.ap.be/international



PAGE 24

