

# BACHELOR & MASTER IN FINE ARTS

Information brochure  
for exchange students

version  
2024-2025



Royal Academy  
of Fine Arts Antwerp



AP HOGESCHOOL  
ANTWERPEN

## TABLE OF CONTENTS

<b>BACHELOR &amp; MASTER IN FINE ARTS AT THE ROYAL ACADEMY OF FINE ARTS ANTWERP</b>	<b>3</b>
<b>WHO CAN PARTICIPATE?</b>	<b>3</b>
<b>ENGLISH LANGUAGE LEVEL</b>	<b>3</b>
<b>HOW MANY ECTS CREDITS DO I GET?</b>	<b>4</b>
<b>WELCOME WEEK: DUTCH LANGUAGE COURSE AND ANTWERP CULTURE</b>	<b>4</b>
<b>TIMING AND LOCATION</b>	<b>5</b>
<b>EXCHANGE POSSIBILITIES</b>	<b>6</b>
1. Costume Design	6
2. Graphic Design	8
3. Jewellery Design & Gold- and silversmithing	9
4. Photography	11
5. In Situ	12
6. Painting	13
7. Printmaking and Drawing	14
8. Sculpture	15
<b>CROSS-OVERS</b>	<b>18</b>
<b>ACCOMMODATION IN ANTWERP</b>	<b>22</b>
<b>STUDENT SERVICES AT AP UNIVERSITY COLLEGE ANTWERP</b>	<b>22</b>
<b>REGISTRATION AND ONLINE INFORMATION</b>	<b>23</b>
<b>CONTACT</b>	<b>23</b>
Departmental International coordinator	23
Academic information about the courses	23
Administration incoming students	23
AP International Office	24



## BACHELOR & MASTER IN FINE ARTS AT THE ROYAL ACADEMY OF FINE ARTS ANTWERP

The Royal Academy of Fine Arts Antwerp is the place where students write their own artistic story.

You study and work in a lively environment, surrounded by other artists, designers and theorists. You follow in the footsteps of renowned artists and designers such as Panamarenko, Henry van de Velde, Ford Madox Brown, A.F. Vandevorst, Jan Fabre, Dries Van Noten, Nadine Wynants, Ann Demeulemeester, Vincent Van Gogh and countless others who studied here.

The majority of our teaching staff are also practicing and well-respected artists in their field. As one of the very first art schools in the world (we've been around since 1663!), the Antwerp Royal Academy established a rich tradition in higher arts and design education. What better place for an aspiring artist and designer to be than the great historic campus in the heart of Antwerp?

The Royal Academy of Fine Arts Antwerp warmly welcomes exchange students to its entire programme except for our Fashion programme, where exchange is not possible\*. We offer a dynamic and internationally oriented environment that allows you to experience an artistic and interpersonal high.

As we welcome a great number of international students each year, both degree and exchange, our language of communication is **English**.

- \* In Photography, students are accepted only in the first term of the third bachelor year.
- \* In Jewellery Design and Gold- and Silversmithing, students are only accepted in the second bachelor year

## WHO CAN PARTICIPATE?


Students who are selected by their home University or University College to participate in the "regular Erasmus+ programme" are free to apply for an exchange semester, so far as their study backgrounds comply with the required profile of the study field in which they apply.

An exchange student is a student from a partner institution, meaning there is an inter-institutional agreement between your university and the Royal Academy of Fine Arts.

## ENGLISH LANGUAGE LEVEL

English is the language of communication. All literature and courses are offered in English. To communicate effectively, sufficient proficiency of the English language (B2) is strongly recommended.





## HOW MANY ECTS CREDITS DO I GET?

The Royal Academy of Fine Arts Antwerp awards **30 credits** for one full semester. A minimum of 20 ECTS per semester is required. Credits are awarded only when the course has been completed and all required examinations have been successfully completed. Below, you can find our Grading Scale compared to the official ECTS scale:

ROYAL ACADEMY OF FINE ARTS ANTWERP	ECTS
18-19-20	A - EXCELLENT
15-16-17	B - VERY GOOD
13-14	C - GOOD
11-12	D - SATISFACTORY
10	E - SUFFICIENT
8-9	FX - FAIL (with possible deliberation)
0-1-2-3-4-5-6-7	F - FAIL (no deliberation possibility)



## WELCOME WEEK: DUTCH LANGUAGE COURSE AND ANTWERP CULTURE

With the aim of preparing for their Erasmus mobility period, students coming to AP University of Applied Sciences and Arts for a study exchange or traineeship have the opportunity to learn something about the Dutch language and Antwerp culture.

During the 5 days prior the start of the semester, a **Dutch Basic Language course (15 hours)** will be organized **in combination with cultural visits in Antwerp**. This **'Welcome week'** is highly recommended for all international students, as it will facilitate their integration during the exchange period.

A contribution of maximum €40.00 will be asked for the cultural visits.

A specific **'Welcome Day'** is organized, partly by AP University of Applied Sciences and Arts and partly by the Academy, at the end of the week. During this day, which is mandatory for all incoming students, you will receive practical information, meet your programme coordinators and get a tour of the Academy.

Please register in time, the deadline for submission for the 1st semester is 10th June and for 2nd semester 10th December.

More information about the registration and content of the welcome week can be found on the link: <https://www.ap.be/en/international/welcome-week>



## TIMING AND LOCATION

WHAT	WHEN
FIRST SEMESTER	
Welcome Week	Monday 9th - Thursday 12th September 2024
Welcome day	Friday 13th September 2024
Start of programme	Monday 16th September 2024
Official end date	Friday 31 January 2025

WHAT	WHEN
SECOND SEMESTER	
Welcome Week	Monday 27th - Thursday 30th January 2025
Welcome day	Friday 31st January 2025
Start of programme	Monday 3th February 2025
Official end date	Friday 27th June 2025

### Holidays

- **Autumn Break**  
30th October → 3th November 2024 (1 week)
- **Christmas Holiday**  
23th December 2024 (Christmas) → 5th January 2025 (2 weeks)
- **Other free days**  
Monday 11th November 2024 (Armistice day)
- **Spring Break**  
Monday 3th February → Sunday 9th February 2025 (1 week)
- **Easter Holiday**  
Monday 7th April (Easter Monday) → Monday 21st April 2025 (2 weeks)
- **Other official holidays**  
Thursday 1st May 2025 (Labour Day)  
Thursday 29th and Friday 30th May 2025 (Ascension day)
- Monday 9 June 2025 (Pentecost Monday)

### Location

**Main building: Campus Mutsaard**  
Mutsaardstraat 31  
2000 Antwerp

**Graphic Design: Campus Keiserstraat**  
Keiserstraat 14  
2000 Antwerp

**In Situ: Campus Dambruggestraat**  
Dambruggestraat 342  
2000 Antwerp





## EXCHANGE POSSIBILITIES

Below you can find the course catalogue per program, followed by a separate catalogue for cross-overs to give you a full overview of the possibilities. More information on the elective courses can be found on our website: [www.royalacademyantwerp.be](http://www.royalacademyantwerp.be)

### 1. Costume Design

You can compose a program of 30 ECTS per semester, with a mix of courses. The choices are listed below.

**COSTUME DESIGN III:** The student aims to develop a personal style as costume designer/artist for performing arts such as theatre, performance, dance, opera, and film. Diverse design techniques will be used to design and to realize the costumes. The student learns to communicate both verbal and visual to integrate content and social themes in the designs.

→ ECTS: 9

**3D COSTUME SCULPTING III:** The student does research (with guidance) into a wide range of basic techniques and materials. A basic patronage will be taught, as well as the making of a simple toile and ways to adapt it. You learn to deal with volume, proportions, and the development of 3-dimensional insight in order to be able to transfer a 2-dimensional design. Part of the program is research in form into costume history of the 20th century.

→ ECTS: 6

**CONCEPT DRAMATURGY:** The course offers an introduction and deepening of dramaturgy. During the introduction, the definition, history and different forms of dramaturgy will be presented. Students are offered different tools and techniques allowing dramaturgical work. Next to that, students make dramaturgical analyses linked to design exercises. They are stimulated to do different ways of research and to transfer that into practical results.

→ ECTS: 3 (second semester)


**SET DESIGN / SCENOGRAPHY:** Initiation into set design: what is set design and how is it related to costume design? Introduction into the functioning of theatre technique in general and the possibilities of contemporary theatre techniques, the limitations of small-scale theatres and travelling productions. Students learn techniques to produce scale models and to relate small to large dimensions, and are introduced to technical data of a modern well-equipped theatre.

→ ECTS: 3

**LIFE MODEL DRAWING COSTUME DESIGN:** This course tries to develop a personal approach of the subject without neglecting the traditional aspects such as proportions, composition, writing, texture, etcetera.

→ ECTS: 6

Choose **two** courses for 6 ECTS (first semester) - Choose **one** course for 3 ECTS (second semester) from the list on the next page:



**COSTUME DRAWING I & II:** During the first semester the focus is on one style period of costume history that is researched on forms, customs, social classes, accessories, tissues, etc., which will result in the making of a book with visual documentation, technical information, drawing notes, costume drawings and detailed sketches in a complete free style. During the second semester students watch movies and television drama series in which historical costumes play an important part. Students do documentary research into the epoch the film is inspired by and they transfer this research into drawings that show their interpretations.

→ ECTS: 3

**AUTONOMOUS WORK:** This course is an exercise in developing your personal artistic work. Starting from a discussion and reflection of your artistic quest and translating this in a readable outcome for the viewer. The only restriction in this exercise is that there is a performative aspect to it. In the end of the program, we work one week in a theatre, where we explore the possibilities of presenting your work on stage and the interaction between the player and the public.

→ ECTS: 3

**ANALYSIS TECHNIQUES I:** The course 'Analysis techniques 1' offers an introduction into different techniques to analyse performing arts. Special attention is drawn to how theatrical means are used in performance. The different theatrical means (space, set, music, light, mime, gestures, text, etcetera) are being researched as sign systems. Next, different alternative analysis forms are being offered: semiotics, phenomenology, intermediality, gender and Queer theory, postcolonial theory, and ecology, etc.

→ ECTS: 3 (first semester)

**HISTORY OF PERFORMATIVE ARTS I:** This course describes the evolution of the phenomenon 'performance'. An overview of the European theatre history is sketched, but also the African, Asian and American theatre history are dealt with. Next to theatre, the history of other disciplines within the performing arts are dealt with and situated in their (wider) social context. There is critical reflection on the (Western) history writing and canonising, and an active reflection from different points of view on concepts as imperialism, colonisation, migration, appropriation, authorship, modernity and industrialisation.

→ ECTS: 3 (only for full academic year)

**PRODUCTION ANALYSIS III:** For this course, students attend five performances (theatre, dance, music theatre...) in group. In a paper, they then do an in-depth analysis of all visual aspects (costumes, space, set, light ...) that play a part in the production and formulate their opinion. If possible, a critical after-talk and group discussion is organised after the performance. The paper is subject to an oral exam where additional questions are raised and feedback is given.

→ ECTS: 3

**STUDY OF PICTORAL ELEMENTS:** Image communication in group in response to different exercises related to independent research and individual interpretation of artistic work by artists / performing artists.

→ ECTS: 3

**VISUAL COMMUNICATION:** During the course, you will be guided in creating a personal artistic portfolio and a poster for performances and exhibitions. This is done through various workshops and through personal and group feedback sessions.

→ ECTS: 3



## 2. Graphic Design

**Choose one course for 9 ECTS.**

**The other 2 courses will be added to your program for 6 ECTS.**

**EDITORIAL DESIGN:** The pivotal research question in this studio is when and how it is sensible for form to follow function, and when and how it may be useful to deviate from that. In this studio, the requests and wishes of commissioner and audience are investigated and analysed, and converted into conceptual designs where image and text are collected, created, applied and composed so that the content of a commissioner reaches its public through appropriate media. In doing so, students learn to develop their own editorial design language.

**IMAGE DESIGN:** The Image Design studio teaches visual expertise in the design of images and image series. Students learn to develop and manipulate their own visual imagery based on various imaging techniques. In addition to pictorial elements, this studio also researches image communication: informative, documentary, literary, editorial, artistic and conceptual. Students learn to create authentic images based on experiment, image research, and introductions in necessary techniques, and develop their own language of imagery.

**INTERACTIVE DESIGN:** Graphic designers do not work alone. From commissioners, authors, editors, co-designers and producers—through media—to end users, readers and spectators... All these actors are involved in the realisation and reception of graphic design and affect the nature of this design. The pivotal research question in this studio is how interactive graphic design can be. In this studio image and text are collected, created, applied and composed so that the various interactions in graphic design are investigated and converted into conceptual designs of appropriate media. In doing so, students learn to develop their own interactive design language.

**TYPOGRAPHY:** The Typography studio teaches visual expertise in the design of text in various forms. In written language, we distinguish between tonality, intonation, tempo, length,... in addition to vocabulary, syntax, argument, discourse,... In a similar way we distinguish between text at macro and micro level in typography: character, syllable, word, title, slogan, punctuation, sentence, paragraph, body text, register, note,... In this studio, insights into current and historic typography are shared, examined and investigated deeply and students learn to name and use various typographic characters and their parts, to design character shapes, and study, analyse, categorise, combine and manipulate typefaces and fonts.  
→ ECTS: 6







**Choose one course for 3 ECTS.**

**GRAPHIC PRODUCTION:** The traditional and digital graphic production process, the printing techniques and the related graphic production flow and what cross-media publishing means in this respect. The latest trends and technology as applied in digital, large format and document printing. Evolution and innovation in finishing and enhancement of digital printing. Trends and tendencies in digital printing. Paper properties in relation to design and reproduction.

→ ECTS: 3 (first semester)

**HISTORY OF GRAPHIC DESIGN:** This course examines the period from the Renaissance to Art Nouveau, the birth of modernism and the first half of the twentieth century. Through an art-historical, cultural scientific and semiotic perspective, we study the emancipation and internationalisation of the printed book. We examine the significance of the industrial revolution for the broadening and differentiation of the field of visual communication. We look at the rise of the poster, the newspaper, the advertisement, new media such as photography and new printing techniques such as chromolithography. In addition, conceptual, mostly semiotic frames of reference are offered that sharpen the analytical capacities in the field of perception, interpretation and reception. These analytical models are applied to the visual material of the given period.

→ ECTS: 3

**LIFE DRAWING GRAPHIC DESIGN:** The knowledge and insight acquired in the first bachelor's course is further explored. Through analysis, the structural unity of the human figure is further investigated. Various methods and techniques are discussed, taking into account the specificity of the graduation project.

→ ECTS: 3

**GRAPHIC SOFTWARE:** The theoretical component contains: digital manuals for the specific software for font design: FontLab/Glyphs/Fontself. The application situates itself in the study of the software through didactic exercises, supplemented by free assignments with a personal input. The themes we tackle are: digital font design and presentation on a variety of media including animation sound.

→ ECTS: 3

**OPTIONAL: BACHELOR PROJECT (only in consultation with the coordinator):**

The student is guided to apply the acquired competences from the design studios (Editorial Design, Interactive Design, Image Design and Typography) in a directed and specialised way in the development of an own project, to make personal choices from the acquired competences and to deepen and complement these to a large extent independently, according to the needs of the self-defined project. The bachelor project is also an introduction to the challenges posed by the master project in the academic master study in graphic design, in that it provides a more defined frame of reference and a rigorous design methodology. With an initial introductory phase aimed at personal deepening, expertise and research into a design element in graphic design, and a subsequent phase in which from that research a relevant application and case in the form of a personal and innovative project within graphic design as a functional art practice is defined and realised.

→ ECTS: 9 (second semester)



### 3. Jewellery Design & Gold- and Silversmithing

Because of our program we only accept students in the second BA course. You can choose to join in the first or second semester or commit to a whole academy year. The Erasmus program contains 30 ECTS credits for one semester and 60 for a whole year.

**CONCEPT AND DESIGN:** This course is divided into a various number of different assignments and projects per semester. The assignments aim to cover the broad themes and questions present in the contemporary jewellery field, while developing an own artistic vision with a concept and process-oriented approach. Research of the specific properties, possibilities and restrictions of various materials such as metal, textile, wood, plastics... and applying these parameters into a contemporary design (jewel/object).

→ ECTS: 9 (first and second semester)

**TECHNICAL SKILLS JEWELLERY DESIGN:** A set of technical assignments that implement specific jewellery design, gold- and silversmithing techniques. It provides information and development of the technical and practical skills in the properties and processing capabilities of various materials, into the production process.

→ ECTS: 6 (first and second semester)

**GEMOLOGY:** An introduction to the entire world of gemstones: from exercising gemstone identification to navigating through the gemstone market.

→ ECTS: 3 (first semester)

**EXPERTISE IN JEWELLERY DESIGN:** This course covers a theoretical basis and information about jewellery and goldsmithing techniques. Involving all the processes coming forth from different techniques, materials, tools and so on. This forms the platform from which students can tackle the technical assignments within the course 'Jewellery design: technical skills' and the choices within the own practice.

→ ECTS: 3 (first and second semester)

**MODEL DRAWING:** Life drawing from a model on large format paper. Exploring different techniques and styles.

→ ECTS: 3 (second semester)

**STUDY OF THE PICTORAL ELEMENTS JEWELLERY DESIGN:** Study and exploration through observational drawing. Focussing on construction, perspectives, proportions, compositions, materials, contrast, negative space, and use of colour.

→ ECTS: 3 (first semester)

**CAD:** Rhinoceros is a 3D modelling tool, which is commonly used for jewellery design. In this course, you will learn how to develop your designs into 3D models. These can be drawn to be able to print them in various resins or wax or to use them in order to communicate to your mentors, your clients, or everyone in production.

→ ECTS: 3 (first and second semester)

**HISTORY OF JEWELLERY:** In this course contemporary jewellery is placed in historical and thematic contexts. Different examples from around the world will be discussed using different themes and contexts.

→ ECTS: 3 (second semester)

**Choose one course for 3 ECTS.**

**LIFE DRAWING JEWELLERY DESIGN:** Analytic observation and seeing is connected to the research of interpretation. Diverse methods and techniques are used due to the specificity of photography. Homework is permanently and individually managed. ECTS: 3 (optional in first semester, obligatory in second semester)

**ELECTIVE COURSE:** Jewellery bachelor 3 – "Opleidingsonderdelen naar keuze"  
**1 CROSS OVER FROM ANOTHER DEPARTM**

## 4. Photography

Because of our program we only accept students in the first semester of the BA3 course.

### **STUDIO PHOTOGRAPHY 1, 2 AND 3:**

- Various aspects of photographic practice are addressed through various assignments.
- In the first year, the emphasis is on 'discovering' (different camera formats, lenses, digital vs. analog, studio vs. shooting outdoors, ...)
- In the second year, the emphasis is on 'deepening', the student makes personal choices as the start of a personal visual language
- In the third year, the main focus is on 'authenticity'. The student chooses a theme that is developed under supervision into an exhibitable whole (exhibition, book, ...)

→ ECTS: 21

**DIGITAL IMAGING PHOTOGRAPHY 1 AND 2:** In this practical basic course, the most important digital image processing options are discussed. We mainly work with Photoshop (Adobe).

→ ECTS digital imaging 1: 3

→ ECTS digital imaging 2: 3

**TECHNIQUE OF PHOTOGRAPHY 1 AND 2:** In this practice-oriented basic course, the photographic technique is scrutinized. Different camera types and their lenses are discussed (system camera, full-frame reflex, technical camera, etc.) as well as their specific areas of application. Different lighting situations are analyzed via practical setups or practical examples.

→ ECTS technique 1: 3

→ ECTS technique 2: 3

**HISTORY AND ACTUALITY PHOTOGRAPHY 1 AND 2:** The history of photography is thematically unraveled and placed within a social, (art) historical and technical context. There is close cooperation with FOMU (museum for photography, Antwerp).

→ ECTS history 1 (part 1): 3

→ ECTS history 1 (part 2): 3

→ ECTS history and actuality 2: 3

→ ECTS history and actuality 3: 3

**HISTORICAL RESEARCH PHOTOGRAPHY 1 AND 2:** Students are guided in historical research into photographic styles, movements and people. There is close cooperation with FOMU (museum for photography, Antwerp).

→ ECTS historical research 2: 3

→ ECTS historical research 3: 3

**Choose one course for 3 ECTS.**

**LIFE DRAWING PHOTOGRAPHY:** Analytic observation and seeing is connected to the research of interpretation. Diverse methods and techniques are used due to the specificity of photography. Homework is permanently and individually managed.

**ELECTIVE COURSE:** Photography bachelor 3 – "Opleidingsonderdelen naar keuze"

## 5. Fine Arts: In Situ

**STUDIO IN SITU:** Each task is an exercise in the literal sense of the word. In an assignment the student develops his/her own research in the content of the subject and its specific location (individually or in group). From this research his/her personal vision is developed regard the substantive and spatial context. The vision is shaped into a work of art. This practice is also shaping a study of material and technique. The competency of this procedure is making progress in the quality of the artwork as a finished product, executed within its given time limit.

→ ECTS: 18

### **SPATIAL AND CONTEXTUAL RESEARCH:**

- The student collaborates with professionals, preferably towards a concrete, personal result that can be shown afterwards and makes a report in which the experience is being clarified in words and images for outsiders.
- The student contacts an artist and acquires the realisation process of at least one public assignment or exhibited work, hereby using the preparatory drawings, plans, foto edits, models and files. The student compares different works from the same artist and forms a personal opinion. The new insights are processed in a visual report for outsiders.
- We will be analysing and researching an assignment: looking for the connection between shape, composition, colour, time, movement, light, sound on the one hand and space and mankind on the other. Make a step by step plan for this.

→ ECTS: 3

**SPECIFIC ART HISTORY, IMAGE AND SPACE:** We learn how to read aloud, regardless of our talent for it, learn to discuss openly and patiently with fellow students. We also learn how to read interviews with artists and artist writings in a critical way, focusing on possible, underlying misunderstandings, the specific terminology of artists and critics. We get acquainted with the central themes of sculpture and learn how these central themes get a personal or specific form in the oeuvre of outstanding sculptors. Finally, we learn the difficulty of speaking or writing about these central themes and their specific avatars.

→ ECTS: 3

### **Choose two courses for 6 ECTS.**

**LIFE DRAWING IN SITU:** Using synthesis new combinations are acquired with regard to the broad theme of the 'human figure'. Diverse methods and techniques are applied and will serve to do specialized research into the structural unit of the human figure, taking into consideration the personal signature of the final project.

**1 ELECTIVE COURSE:** In Situ bachelor 3 – “Opleidingsonderdelen naar keuze”

**1 CROSS OVER FROM ANOTHER DEPARTMENT**



## 6. Fine Arts: Painting

**STUDIO PAINTING:** The student individually determines the artistic path he wishes to follow. The guidance and advice of the teachers is mainly focused on discussing the underlying thought processes and offering suitable plastic and responsible solutions. By composing a personal folder with drawings, sketches and other visual material, the student puts his drive and motivation within his artistic research.

***Studio space cannot be provided for cross-over students.***

→ ECTS: 24

**Choose one of these courses, depending on your experience.**

**TECHNOLOGY PAINTING 1:** The student learns about the following basic technical aspects and hardware of the painting:

- The layers in which paintings are built up as exemplified by relevant historical and modern paintings.
- The origin, composition and properties of the various materials used in a painting.
- Practical information: techniques and recipes for use in own studio practice.
- Copy: The student chooses an artwork to copy. Consults with the teacher for a plan of action in which to build up the painting and to decide on the materials to use. Executes the copy to the best of the student's ability.

**TECHNOLOGY PAINTING 2:** In this course we shall study the 'making of' of a wide number of paintings. We want to know what's inside a painter's toolkit, physically as well as mentally. Where possible we will follow the creation of a painting from the first flash of inspiration to the final finishing touches, investigating a wide range of techniques along the way. We will predominantly focus on the correlation between imagery and the techniques that bring these images into being. Along the way we will learn that technique is the deliberate attempt of an artist to enhance a picture's impact by the careful selection of materials and compositional schemata.

In short: we will do what artists always have done: ransack the past in order to give birth to the new.

→ ECTS: 3

**Choose one course for 3 ECTS.**

**ART & ECOLOGY: MAKING CHANGE:** The lectures and workshops start from the practice of visual arts and ask the question how artists can bring about change. We pay attention to relevant trends in the field of nature and the environment and examine the work of pioneering eco-artists through close readings, among other things. Phenomena that will be discussed include permaculture, the global transition movement and the phenomenon of 'ecovillages'. Equally, recent developments within the field of garden and landscape architecture will be presented. In the form of case studies in and around the Academy, the student then sets out to investigate and find ways of effecting change on a small scale in the everyday environment. By formulating achievable action points, we hope to be able to actually implement proposals. A writing exercise and a paper are part of Making Change.

**LIFE DRAWING PAINTING:** Using synthesis new combinations are acquired with regard to the broad theme of the 'human figure'. Diverse methods and techniques are applied and will serve to do specialized research into the structural unit of the human figure, taking into consideration the personal signature of the final project.

## 7. Fine Arts: Printmaking and Drawing

Students who are interested in taking up a cross-over course from the Printmaking department, have to contact the coordinator first. Together, you can discuss the best options to complete your program.

### Choose two studios for 12 ECTS.

**BLOCK PRINTING:** During the first semester the student is individually guided in his search for a personal trajectory inside of the chosen media. The student is stimulated to come to a union within the language of his imagery. At the end of the term he develops a clear idea about the art project, which he will produce during the second semester. During the first evaluation, this project will be put to the board as a proposal, together with an amount of prints, already produced.

**INTAGLIO:** During the first period the student is assisted in his research to develop his personal project within the limits of the chosen skill. The student has to come to a unity within his image creation. At the end of the first semester, the student has formed a clear view on his project which he will create during the second semester. This preview will be presented at the mid-term evaluation.

**LITHOGRAPHY:** During the first semester the student is individually guided in his search for a personal trajectory inside of the chosen media. The student is stimulated to come to a union within the language of his imagery. At the end of the term he develops a clear idea about the art project, which he will produce during the second semester. During the first evaluation, this project will be put to the board as a proposal, together with an amount of prints, already produced.

**SILKSCREEN:** Silkscreen can be chosen as additional course, cross over-course or main course. You will learn or perfect your ability to use silkscreen medium in relation to your personal artistic practise. This Printmaking medium is popular because it's easy to apprehend and has a fast workflow.

**DRAWING:** The focus is on developing an artistic practice. Starting from intuition and through imagination, students start a personal visual research. Through experimentation and practice, they sharpen their technical expertise and deepen their graphic understanding. Students are expected to be increasingly independent in the studios. Through individual discussions, a personal course is developed. Technical support is tailored to the student.

→ ECTS: 3

**ARTISTIC BACHELOR PRACTICE:** In consult with the teachers involved, the student completes the existing practical workshop choice. The student can make the following choices:

1. One of the two chosen media (relief print, intaglio, Lithography or Screen print) is further elaborated and deepened. The student is offered an extension package that should enable a personalized artistic expression within printmaking.
2. The student can opt to select a third option from the choices whereby further research in this third medium is being made, without this interfering with the two previously chosen media. This third choice must prevent the student from feeling too restricted in the possibilities of expression in the printmaking media. The content is deepening and specializing, but not to the extent of the main choices.

→ ECTS: 6

**Choose one course for 3 ECTS.**

**COPPER ENGRAVING:** How to engrave in copper plate (line and texture). An introduction in a craft which is a specialization in intaglio.

**ART EDITION:** This course serves as support for the assignments, given in the main studio. The package consists out of a few technical lessons about bookbinding and the production of an art edition, fit for use as a container of prints. Also assistance will be provided for designing en realizing this creative product.

**DIGITAL IMAGE PROCESSING:** This initial animation course is designed specifically for Printmaking students. Through a series of technical lessons based on composition programs such as After Effects, students can add movement and the element of time to their artistic project. At the end of the course, students are expected to present a 1-minute animation based on their personal artistic research.

**SPECIFIC HISTORY OF ART PRINTMAKING 1:** This course gives an overview of the history of art from the perspective of printmaking and drawing. The course is divided into two parts: the period from 1450 to the late 19th century, with the underlying themes of Eros, Thanatos, and Hypnos, and from the 19th century until WWII. (These sections are taught alternately.) Besides recognising both the stylistic characteristics and the specific technical aspects within printmaking and drawing history, focus is put as well on the social context. The student is expected to be able to position himself historically as well as contemporary within this field.  
→ ECTS: 3 (first semester)

**Choose two courses for 6 ECTS.**

**LIFE DRAWING PRINTMAKING:** Using synthesis new combinations are acquired with regard to the broad theme of the 'human figure'. Diverse methods and techniques are applied and will serve to do specialized research into the structural unit of the human figure, taking into consideration the personal signature of the final project.


**1 ELECTIVE COURSE:** Printmaking bachelor 3 – "Opleidingsonderdelen naar keuze"

**1 CROSS OVER FROM ANOTHER DEPARTMENT**

## 8. Fine Arts: Sculpture

**MODELLING FIGURE:** The student will progressively create several small figure studies in clay. Through a constructive construction and anatomical research, the student arrives at the result. Step by step, the student makes several small figure studies in clay. By means of a constructive structure and anatomical research, the student will arrive at a result. Through design sketches on paper and in clay, the student learns to come to his/her own interpretation of the model. The focus in the final realization of a full-size clay sculpture is on the personal interpretation. The student learns to make personal choices of form, dynamics, plasticity, balance, rhythm and skin. The student has the opportunity to relate the model study to work from autonomous practice.

→ ECTS: 9



**AUTONOMOUS PRACTICE:** The student independently searches for their own artistic attitude and visual language with attention to material choice, material use, scale and the status of the materialized work. The student is asked to place the work in various contexts: the context of a group exhibition with fellow students, the context of a studio visit in which the student receives fellow students in the studio, and the context of multiple evaluations. During multiple evaluations and in the context of classroom studio visits, the student is asked to express him/herself in his/her own words. As well as to critically approach and position the work of others.

→ ECTS: 9

**DOCUMENTATION AND RESEARCH:** The student compiles a personal portfolio about all parts of his/her artistic and research process (both substantive and materialistic), the student processes the source material and references in a unique way. For this the student uses Photoshop and Indesign.

- The student presents his/her research track to the other students.
- The student enters into a discussion with his fellow students about the content of the artistic trajectory.
- The student uses and analyses their own source material to deepen their own artistic concept.
- Source material is discussed and analysed.

→ ECTS: 3

**SPECIFIC ART HISTORY IMAGE AND SPACE:** We learn how to read aloud, regardless of our talent for it, and how to discuss openly and patiently with fellow students. We also learn how to read interviews with artists and artist writings in a critical way, focusing on possible, underlying misunderstandings, the specific terminology of artists and critics. We get acquainted with the central themes of sculpture and learn how these central themes get a personal or specific form in the oeuvre of outstanding sculptors. Finally, we learn the difficulty of speaking or writing about these central themes and their specific avatars.

→ ECTS: 3


**Choose two courses for 6 ECTS.**

**LIFE DRAWING SCULPTURE:** Knowledge and insight obtained in the second Bachelor are further deepened. Using synthesis new combinations are acquired with regard to the broad theme of the 'human figure'. Diverse methods and techniques are applied and will serve to do specialized research into the structural unit of the human figure, taking into consideration the personal signature of the final project.

**1 ELECTIVE COURSE:** Sculpture bachelor 3 – “Opleidingsonderdelen naar keuze”

**CROSS OVER FROM ANOTHER DEPARTMENT**





**SCULPTURAL CERAMICS:** The student learns to prepare the clay mass and learns a number of construction and combine techniques. They work with plates, the throwing wheel and learns the basic principles of glazing and the steps of the drying process. All these techniques are taught by means of various small exercises.

→ ECTS: 3

**SCULPTURAL METAL:** In this course, the student learns some simple technical welding exercises. The focus is on electric (manual metal arc) welding: Starting and stopping from the arc.

- Welding Cords
- Dilation of a plate
- Waving on a plate
- Welding in the gutter, under the hand
- Ascending and descending welding
- Plasma Cutting

The student also learns to convert iron and steel into its own interesting artistic process.

→ ECTS: 3

**SCULPTURAL STONE:** the student is taught metal/stone simple technical exercises.

→ ECTS: 3

*\*All courses and course descriptions are subject to changes at any time.*



## Cross-overs

### **OFFERED BY COSTUME DESIGN**

**COSTUME DRAWING:** During the first semester the focus is on one style period of costume history that is researched on forms, customs, social classes, accessories, tissues, etc., which will result in the making of a book with visual documentation, technical information, drawing notes, costume drawings and detailed sketches in a complete free style. During the second semester students watch movies and television drama series in which historical costumes play an important part. Students do documentary research into the epoch the film is inspired by and they transfer this research into drawings that show their interpretations.

→ ECTS: 3

**AUTONOMOUS WORK:** This course is an exercise in developing your personal artistic work. Starting from a discussion and reflection of your artistic quest and translating this in a readable outcome for the viewer. The only restriction in this exercise is that there is a performative aspect to it. In the end of the program, we work one week in a theatre, where we explore the possibilities of presenting your work on stage and the interaction between the player and the public.

→ ECTS: 3

**HISTORY OF PERFORMATIVE ARTS:** This course describes the evolution of the phenomenon 'performance'. An overview of the European theatre history is sketched, but also the African, Asian and American theatre history are dealt with. Next to theatre, the history of other disciplines within the performing arts are dealt with and situated in their (wider) social context. There is critical reflection on the (Western) history writing and canonising, and an active reflection from different points of view on concepts as imperialism, colonisation, migration, appropriation, authorship, modernity and industrialisation.

→ ECTS: 3

**PRODUCTION ANALYSIS:** For this course, students attend five performances (theatre, dance, music theatre...) in group. In a paper, they then do an in-depth analysis of all visual aspects (costumes, space, set, light ...) that play a part in the production and formulate their opinion. If possible, a critical after-talk and group discussion is organised after the performance. The paper is subject to an oral exam where additional questions are raised and feedback is given.

→ ECTS: 3

**STUDY OF PICTORAL ELEMENTS:** Image communication in group in response to different exercises related to independent research and individual interpretation of artistic work by artists / performing artists.

→ ECTS: 3



**OFFERED BY JEWELLERY DESIGN & GOLD- AND SILVERSMITHING**

**GEMOLOGY:** An introduction to the entire world of gemstones: from exercising gemstone identification to navigating through the gemstone market.  
→ ECTS: 3 (first semester)

**CAD:** Rhinoceros is a 3D modelling tool, which is commonly used for jewellery design. In this course, you will learn how to develop your designs into 3D models. These can be drawn to be able to print them in various resins or wax or to use them in order to communicate to your mentors, your clients, or everyone in production.  
→ ECTS: 3 (first and second semester)

**HISTORY OF JEWELLERY:** In this course contemporary jewellery is placed in historical and thematic contexts. Different examples from around the world will be discussed using different themes and contexts.  
→ ECTS: 3 (second semester)

**OFFERED BY PHOTOGRAPHY**

**DIGITAL IMAGING PHOTOGRAPHY 1 AND 2:** In this practical basic course, the most important digital image processing options are discussed. We mainly work with Photoshop (Adobe).  
→ ECTS: 3 digital imaging 1  
→ ECTS: 3 digital imaging 2

**TECHNIQUE OF PHOTOGRAPHY 1 AND 2:** In this practice-oriented basic course, the photographic technique is scrutinized. Different camera types and their lenses are discussed (system camera, full-frame reflex, technical camera, etc.) as well as their specific areas of application. Different lighting situations are analyzed via practical setups or practical examples.  
→ ECTS: 3 technique 1  
→ ECTS: 3 technique 2

**HISTORY AND ACTUALITY PHOTOGRAPHY 1 AND 2:** The history of photography is thematically unraveled and placed within a social, (art) historical and technical context. There is close cooperation with FOMU (museum for photography, Antwerp).  
→ ECTS: 3 history 1 (part 1)  
→ ECTS: 3 history 1 (part 2)  
→ ECTS: 3 history and actuality 2  
→ ECTS: 3 history and actuality 3

**HISTORICAL RESEARCH PHOTOGRAPHY 1 AND 2:** Students are guided in historical research into photographic styles, movements and people. There is close cooperation with FOMU (museum for photography, Antwerp).  
→ ECTS: 3 historical research 2:  
→ ECTS: 3 historical research 3:

## **OFFERED BY VISUAL ARTS: PAINTING**

**CRAFT TECHNOLOGY PAINTING 1:** The student learns about the following basic technical aspects and hardware of the painting:

- The layers in which paintings are built up as exemplified by relevant historical and modern paintings.
- The origin, composition and properties of the various materials used in a painting.
- Practical information: techniques and recipes for use in own studio practice.
- Copy: The student chooses an artwork to copy. Consults with the teacher for a plan of action in which to build up the painting and to decide on the materials to use. Executes the copy to the best of the student's ability.

→ ECTS: 3

**CRAFT TECHNOLOGY PAINTING 2:** In this course we shall study the 'making of' of a wide number of paintings. We want to know what's inside a painter's toolkit, physically as well as mentally. Where possible we will follow the creation of a painting from the first flash of inspiration to the final finishing touches, investigating a wide range of techniques along the way. We will predominantly focus on the correlation between imagery and the techniques that bring these images into being. Along the way we will learn that technique is the deliberate attempt of an artist to enhance a picture's impact by the careful selection of materials and compositional schemata.

In short: we will do what artists always have done: ransack the past in order to give birth to the new.

→ ECTS: 3

**ART & ECOLOGY: MAKING CHANGE:** The lectures and workshops start from the practice of visual arts and ask the question how artists can bring about change. We pay attention to relevant trends in the field of nature and the environment and examine the work of pioneering eco-artists through close readings, among other things. Phenomena that will be discussed include permaculture, the global transition movement and the phenomenon of 'ecovillages'. Equally, recent developments within the field of garden and landscape architecture will be presented. In the form of case studies in and around the Academy, the student then sets out to investigate and find ways of effecting change on a small scale in the everyday environment. By formulating achievable action points, we hope to be able to actually implement proposals. A writing exercise and a paper are part of Making Change.

→ ECTS: 3

**LIFE DRAWING PAINTING:** Using synthesis new combinations are acquired with regard to the broad theme of the 'human figure'. Diverse methods and techniques are applied and will serve to do specialized research into the structural unit of the human figure, taking into consideration the personal signature of the final project.

→ ECTS: 3



## OFFERED BY VISUAL ARTS: PRINTMAKING AND DRAWING

**BLOCK PRINTING:** During the first semester the student is individually guided in his search for a personal trajectory inside of the chosen media. The student is stimulated to come to a union within the language of his imagery. At the end of the term he develops a clear idea about the art project, which he will produce during the second semester. During the first evaluation, this project will be put to the board as a proposal, together with an amount of prints, already produced.

→ ECTS: 3

**INTAGLIO:** During the first period the student is assisted in his research to develop his personal project within the limits of the chosen skill. The student has to come to a unity within his image creation. At the end of the first semester, the student has formed a clear view on his project which he will create during the second semester. This preview will be presented at the mid-term evaluation.

→ ECTS: 3

**SILKSCREEN:** Silkscreen can be chosen as additional course, cross over-course or main course. You will learn or perfect your ability to use silkscreen medium in relation to your personal artistic practise. This Printmaking medium is popular because it's easy to apprehend and has a fast workflow.

→ ECTS: 3

## OFFERED BY VISUAL ARTS: SCULPTURE

**SCULPTURAL CERAMICS:** The student learns to prepare the clay mass and learns a number of construction and columbine techniques. They work with plates, the throwing wheel and learns the basic principles of glazing and the steps of the drying process. All these techniques are taught by means of various small exercises.

→ ECTS: 3

**SCULPTURAL METAL:** In this course, the student learns some simple technical welding exercises. The focus is on electric (manual metal arc) welding: Starting and stopping from the arc.

- Welding Cords
- Dilation of a plate
- Waving on a plate
- Welding in the gutter, under the hand
- Ascending and descending welding
- Plasma Cutting

The student also learns to convert iron and steel into its own interesting artistic process.

→ ECTS: 3

**SCULPTURAL STONE:** the student is taught metal/stone simple technical exercises.

→ ECTS: 3



## ACCOMMODATION IN ANTWERP

AP University of Applied Sciences and Arts does not offer its own accommodations for exchange students. We advise you to look for student accommodation on [Kotweb](#).

Kotweb is a collaboration between the city of Antwerp, the Higher Education Institutions in Antwerp and GATE15, Antwerp's student portal. It offers the largest database of student accommodation in Antwerp.

Once your enrolment has been completed, we will send you additional information on finding rooms on the private market.

Some students prefer to arrive in advance or during the summer months to find a room of their own choice. In such cases, accommodation can be booked in a student/youth hostel for the first few days. Antwerp has several youth hostels, most of them are situated in the city center.

More information and addresses can be found on [this instagram](#). There are also a number of [Facebook groups](#) with the topic of co-housing and dormitories in Antwerp, so don't hesitate to have a look there as well! [This page](#) in particular is a great help!

## STUDENT SERVICES AT AP UNIVERSITY COLLEGE ANTWERP

Stuvo AP offers you a wide range of possibilities to relax and enjoy your stay at AP University of Applied Sciences and Arts. You can enjoy many sports or cultural activities at reduced cost. More information will be given on the Welcome Day. Stuvo AP also offers counseling or support if needed.

For more information please visit their website [www.ap.be/stuvo](http://www.ap.be/stuvo) or pass by after your arrival in Antwerp. You can find them at Campus Lange Nieuwstraat, Lange Nieuwstraat 101, 2000 Antwerp.

## REGISTRATION AND ONLINE INFORMATION

The registration deadline for the Royal Academy of Fine Arts is:

- First semester academic year 2024-2025: 30 April 2024
- Second semester academic year 2024-2025: 31 October 2024

### HOW TO REGISTER?

#### Step 1 – Nomination from partner institution

The partner nominates their students via our online registration system Mobility Online, via [this link](#)

You will need to mention:

- Name
- First name
- Gender
- Date of birth
- E-mail
- Contact coordinator
- Semester
- Study field


#### Step 2 – Student application

Students will receive an invitation to continue the application process and upload the required documents in Mobility Online. You can find the full application procedure on our website.

#### Step 3 – Admission

The student receives a message via email about their possible admission:

- Around 15th May for the first semester
- Around 15th November for the second semester



## CONTACT

### DEPARTMENTAL INTERNATIONAL OFFICE

**Eric Ubben**

Head of internationalization  
Royal Academy of Fine Arts  
[eric.ubben@ap.be](mailto:eric.ubben@ap.be)

**Evie Gryson**

Internationalization coordinator  
Royal Academy of Fine Arts  
[evie.gryson@ap.be](mailto:evie.gryson@ap.be)  
+32 3 220 71 07

**Dieter De Wilde**

Administration incoming students  
[dieter.dewilde@ap.be](mailto:dieter.dewilde@ap.be)  
+32 3 213 71 00

### ACADEMIC INFORMATION ABOUT THE COURSES

- **Costume Design**  
Chris Snik, Marnik Baert & Michiel Van Cauwelaert  
[christina.snik@ap.be](mailto:christina.snik@ap.be)  
[marnik.baert@ap.be](mailto:marnik.baert@ap.be)  
[michiel.vancauwelaert@ap.be](mailto:michiel.vancauwelaert@ap.be)
- **Jewellery Design and Gold- and Silversmithing**  
Machteld Lambeets  
[machteld.lambeets@ap.be](mailto:machteld.lambeets@ap.be)
- **In Situ**  
Leon Vranken  
[leon.vranken@ap.be](mailto:leon.vranken@ap.be)
- **Printmaking and Drawing**  
Peter Bosteels  
[peter.bosteels@ap.be](mailto:peter.bosteels@ap.be)
- **Graphic Design**  
Janna Beck & Andrea di Serego Alighieri  
[janna.beck@ap.be](mailto:janna.beck@ap.be)  
[andrea.diseregoalighieri@ap.be](mailto:andrea.diseregoalighieri@ap.be)
- **Photography**  
Bert Danckaert  
[bert.danckaert@ap.be](mailto:bert.danckaert@ap.be)
- **Painting**  
Quinten Ingelaere & Tina Gillen  
[quinten.ingelaere@ap.be](mailto:quinten.ingelaere@ap.be)  
[tina.gillen@ap.be](mailto:tina.gillen@ap.be)
- **Sculpture**  
Nicolas Baeyens  
[nicolas.baeyens@ap.be](mailto:nicolas.baeyens@ap.be)



**AP UNIVERSITY OF APPLIED SCIENCES  
AND ARTS - INTERNATIONAL OFFICE**

Annelies Verstraeten  
[annelies.verstraeten@ap.be](mailto:annelies.verstraeten@ap.be)  
+ 32 3 220 57 35  
Lange Nieuwstraat 101  
B-2000 Antwerp

You can find more information on the AP  
website: [www.ap.be/international](http://www.ap.be/international)

